


iSPEAK 
RUSSIAN

В ЕВРОПЕ



level
A0

Nikolai Tishin

LEARN RUSSIAN THROUGH STORIES



В ЕВРОПЕ

In Europe



BY NIKOLAI TISHIN



В ЕВРОПЕ

1. В Росси́и

Приве́т! Я Вале́рий. **Мой друзья́ говоря́т** – Вале́ра. Я **полиглот** и **путеше́ственник**. Я из Росси́и. **Мой па́па ру́сский**, он из Росси́и, из Москвы́. **Моя́ ма́ма** украи́нка, она́ из Украи́ны, из Ки́ева. Я **люблю́ Евро́пу**. Я **хоро́ший тури́ст**! **Сего́дня суббо́та**. Где я? Я **тут**, в аэропорту́. **Что это?** Это **биле́т**. А это **самолёт**. Сего́дня я **еду́** в Стамбу́л. Где Стамбу́л? Да! Стамбу́л в Ту́рции. Я **о́чень** люблю́ Ту́рцию.



VOCABULARY

- 1) **Привёт** – Hi (informal greeting),
- 2) **Говорят** – they speak, say (**говорить** – to speak),
- 3) **Мой** (m), **моя** (f), **моё** (n), **мои** (pl) – my,
- 4) **Из** – from,
- 5) **Друг** (s) – **друзья** (pl) – friend,
- 6) **Полиглот** – polyglot,
- 7) **Путешественник** – traveler,
- 8) **Я из России** – I am from Russia,
- 9) **Я люблю Европу** – I love Europe (**любить** – to love),
- 10) **Хороший** – good,
- 11) **Турист** – tourist,
- 12) **Сегодня** – today,
- 13) **Суббота** – Saturday,
- 14) **Где?** – Where?
- 15) **Что?** – What?
- 16) **Это** – this is,
- 17) **Билет** – ticket,
- 18) **Самолёт** – plane, jet,
- 19) **Я еду** – I am travelling, going (**ехать** – to go by transport),
- 20) **Очень** – very.


PICTURE DICTIONARY




путешественник




билет



самолёт



я еду



сок



добро пожаловать


PRACTICE

The following are the recommendations how to work with the book to achieve better results.

1. Read the whole book one chapter after another. Use markers to highlight the words you do not know.
2. Now carefully study the vocabulary of each chapter before reading it. Rewrite the words you don't know if needed.
3. After working with vocabulary read each chapter again. See how different it is for you now.
4. Read again the book as you follow the audio book. This way you can better learn to speak, pronounce the words and phrases from the book.
5. Listen to the audio book without reading. Do not listen if you are busy doing something else. You should be concentrated on listening and understanding what you hear.
6. Retell the story to your teacher or Russian speaking friend using the most of the new vocabulary you learned from the story. Make sure you use all of them during the speaking.

level
A0

Easy Readers Russian Series

iSPEAK 
RUSSIAN

This book is about ...
Valery from Russia who
is traveling around Europe

level
A0

(Absolute beginner's). You know just a few words. For example, the words like «привет, как дела, дом» etc.

level
A1

(Elementary level). Minimum level of knowledge of the Russian language, enough for a limited number of situations.

level
A2

(Basic level). Able to communicate in everyday situations. Knowledge of basics of Russian grammar (cases, conjugations, etc)

level
B

(1st and 2nd certification level). Rather high level of the Russian language, which allows you to communicate at working, educational and professional fields. Very good grammar.

level
C

(3rd and 4th certification level). This level is comparable with the native speaker's level.